


# Sui Southern Gas Company Limited

## Consolidated Balance Sheet


As at 30 June 2006

	Notes	2006 (Rupees in '000)	2005
<b>EQUITY AND LIABILITIES</b>			
<b>Share capital and reserves</b>			
Authorised Share capital 1,000,000,000 ordinary shares of Rs. 10 each		<u>10,000,000</u>	<u>10,000,000</u>
Issued, subscribed and paid-up capital	6	6,711,743	6,711,743
Reserves	7	2,488,662	2,488,662
Gain on remeasurement of available for sale securities		243,608	152,896
Unappropriated profit		<u>897,512</u>	<u>1,012,547</u>
		<b>10,341,525</b>	<b>10,365,848</b>
<b>Non-current liabilities</b>			
Long term financing	8	8,725,052	7,203,180
Long term deposits	9	2,089,427	1,806,695
Deferred tax	10	3,204,634	2,875,241
Employee benefits	11	904,405	847,932
Deferred credit	12	2,245,530	1,791,364
		<b>17,169,048</b>	<b>14,524,412</b>
<b>Current liabilities</b>			
Trade and other payables	13	16,210,231	10,926,115
Interest and mark-up accrued	14	674,716	185,020
Short term borrowings	15	1,164,753	220,000
Current portion of long term financing	16	<u>1,519,483</u>	<u>1,461,144</u>
		<b>19,569,183</b>	<b>12,792,279</b>
Contingencies and commitments	17		
		<u><b>47,079,756</b></u>	<u><b>37,682,539</b></u>

The annexed notes 1 to 54 form an integral part of these consolidated financial statements.



Chairman



Managing Director


# Sui Southern Gas Company Limited

## Consolidated Balance Sheet

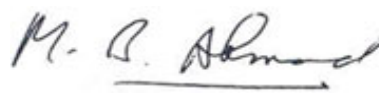
As at 30 June 2006

	<i>Notes</i>	<b>2006</b> <b>(Rupees in '000)</b>	2005
<b>ASSETS</b>			
<b>Non-current assets</b>			
Property, plant and equipment	18	24,899,887	21,641,128
Intangible assets	19	56,267	60,932
Long term investments	20	252,192	161,471
Share of investment in jointly controlled entity	21	5,100	5,100
Long term loans and advances	22	121,994	127,848
Long term deposits		<u>3,126</u>	<u>4,458</u>
		<b>25,338,566</b>	<b>22,000,937</b>
<b>Current assets</b>			
Stores, spares and loose tools	23	1,012,057	929,310
Stock-in-trade	24	281,362	227,318
Customers' installation work-in-progress	25	145,217	84,504
Trade debts	26	10,898,343	8,754,927
Loans and advances	27	93,244	96,897
Trade deposits and short term prepayments	28	142,683	118,452
Interest accrued		8,237	7,458
Other receivables	29	4,789,112	3,693,682
Taxation - net	30	556,283	499,841
Cash and bank balances	31	3,814,652	1,269,213
		<b>21,741,190</b>	<b>15,681,602</b>
		<b>47,079,756</b>	<b>37,682,539</b>

The annexed notes 1 to 54 form an integral part of these consolidated financial statements.



**Chairman**



**Managing Director**