


# Sui Southern Gas Company Limited

## Balance Sheet


As at 30 June 2006

	<i>Notes</i>	<b>2006</b>	2005
		<b>(Rupees in '000)</b>	
<b>EQUITY AND LIABILITIES</b>			
<b>Share capital and reserves</b>			
Authorised Share capital 1,000,000,000 ordinary shares of Rs. 10 each		<u><b>10,000,000</b></u>	<u>10,000,000</u>
Issued, subscribed and paid-up capital	6	<b>6,711,743</b>	6,711,743
Reserves	7	<b>2,488,662</b>	2,488,662
Gain on remeasurement of available for sale securities		<b>243,608</b>	152,896
Unappropriated profit		<u><b>897,457</b></u>	<u>1,012,501</u>
		<b>10,341,470</b>	10,365,802
<b>Non-current liabilities</b>			
Long term financing	8	<b>8,725,052</b>	7,203,180
Long term deposits	9	<b>2,089,427</b>	1,806,695
Deferred tax	10	<b>3,204,634</b>	2,875,241
Employee benefits	11	<b>904,405</b>	847,932
Deferred credit	12	<b>2,245,530</b>	1,791,364
		<b>17,169,048</b>	14,524,412
<b>Current liabilities</b>			
Trade and other payables	13	<b>16,210,231</b>	10,926,115
Interest and mark-up accrued	14	<b>674,716</b>	185,020
Short term borrowings	15	<b>1,164,753</b>	220,000
Current portion of long term financing	16	<b>1,519,483</b>	1,461,144
		<b>19,569,183</b>	12,792,279
Contingencies and commitments	17		
		<u><b>47,079,701</b></u>	<u>37,682,493</u>

The annexed notes 1 to 52 form an integral part of these financial statements.



**Chairman**



**Managing Director**


# Sui Southern Gas Company Limited

## Balance Sheet


As at 30 June 2006

	<i>Notes</i>	<b>2006</b> <b>(Rupees in '000)</b>	2005
<b>ASSETS</b>			
<b>Non-current assets</b>			
Property, plant and equipment	18	24,899,887	21,641,128
Intangible assets	19	56,267	60,932
Long term investments	20	257,237	166,525
Long term loans and advances	21	121,994	127,848
Long term deposits		<u>3,126</u>	<u>4,458</u>
		<b>25,338,511</b>	<b>22,000,891</b>
<b>Current assets</b>			
Stores, spares and loose tools	22	1,012,057	929,310
Stock-in-trade	23	281,362	227,318
Customers' installation work-in-progress	24	145,217	84,504
Trade debts	25	10,898,343	8,754,927
Loans and advances	26	93,244	96,897
Trade deposits and short term prepayments	27	142,683	118,452
Interest accrued		8,237	7,458
Other receivables	28	4,789,122	3,693,692
Taxation - net	29	556,283	499,841
Cash and bank balances	30	3,814,642	1,269,203
		<b>21,741,190</b>	<b>15,681,602</b>
		<b><u>47,079,701</u></b>	<b><u>37,682,493</u></b>

The annexed notes 1 to 52 form an integral part of these financial statements.



**Chairman**



**Managing Director**